

# UA-312



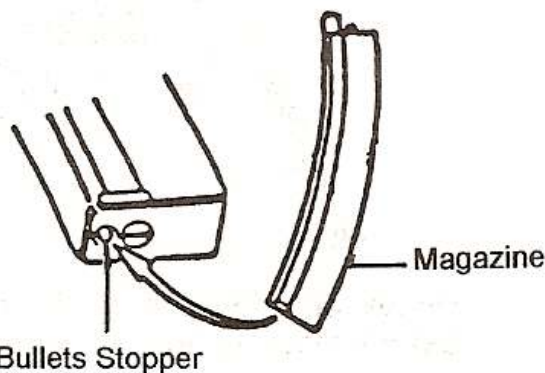
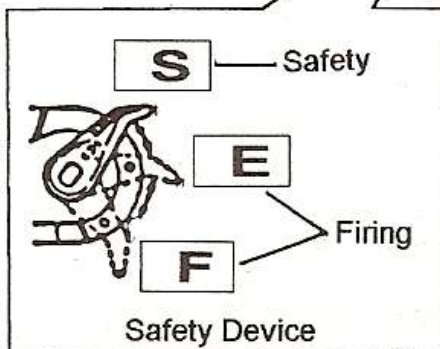
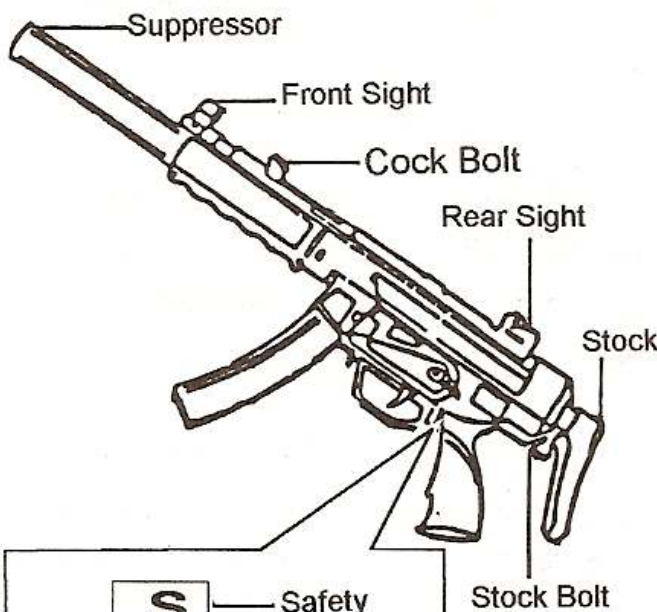
MADE IN TAIWAN

- 1:1 SCALE HIGH GRADE AIR SOFT GUN
- SPRING-COCKING AIR PISTON SYSTEM

**SUB MACHINE GUN**


\*\*\* 6mm 0.2g BB BULLETS ONLY \*\*\*

## ■ TERMINOLOGY

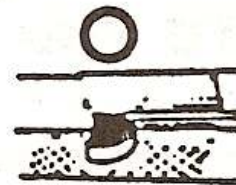


Pull this stopper to release bullets.

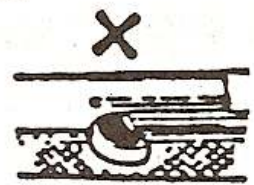
## ■ COCKING HANDLE



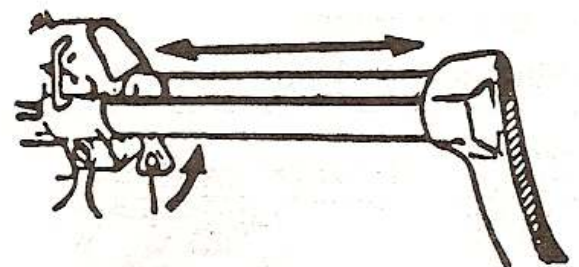
Ⓐ



Ⓑ



## ■ STOCK



Push the stock bolt right as arrow shown, then move the stock backward.

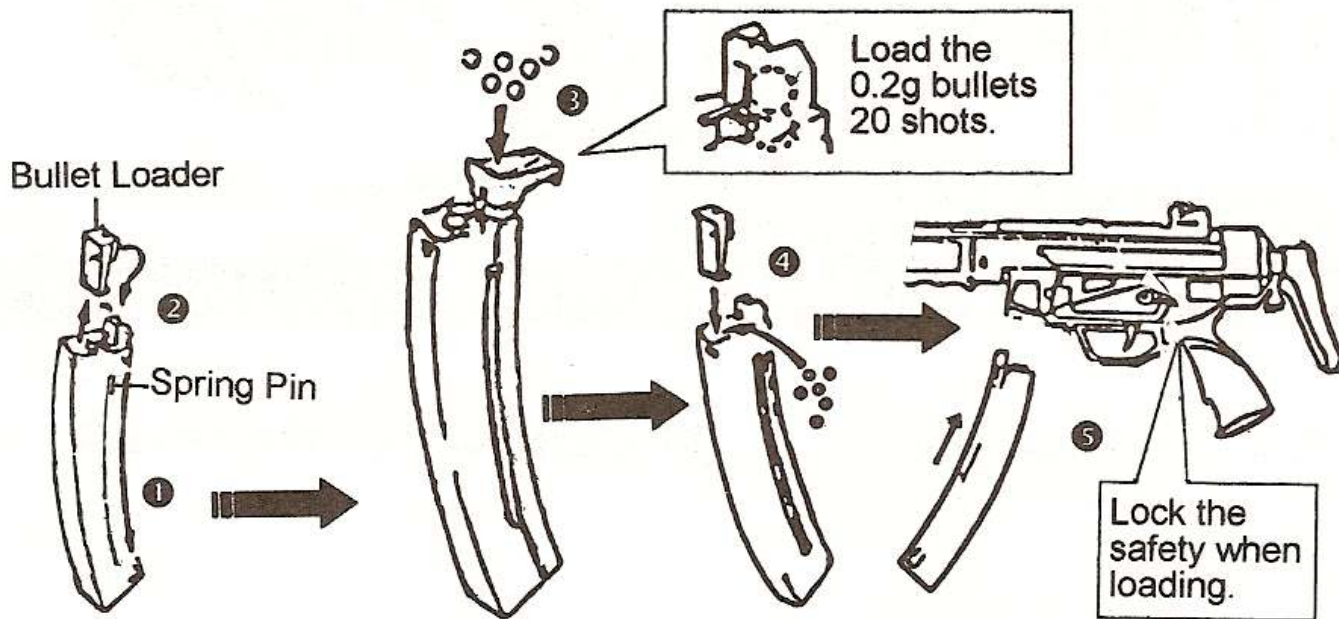
## TO ALL SPORT GUN'S USERS

This product is developed for the users more than 14 years old and enjoying sports shooting. Be well aware of gun character and instruction, you can have a joyful and safe experience of sports shooting. Please pay extra attention to the environment surrounds the playing field. The producer will not hold any responsibility for any accident or malfunction caused by the improper handling, illegal conversion, alteration and disassembling of this product. Please read this operation manual carefully before using.

### 敬告使用者

本產品係爲了享受射擊運動之樂趣所開發的商品，限14歲以上的消費者始能使用。熟悉本槍的特性及詳讀使用說明書後才使用，就可體驗愉快而安全的射擊運動。對於使用方法不正確或因爲改造所發生的故障及事故，本製造廠商概不負責。請務必仔細閱讀本說明書，充分瞭解後再使用。

## LOADING MAGAZINE AND BULLETS



- ① Push the spring pin down till locked.
- ② Take out the bullet loader.
- ③ Put it on the magazine top as shown.
- ④ Return the bullet loader.
- ⑤ Load the magazine to gun body.

\* If un-load magazine before all bullets finish, the bullet will fall down from magazine.



Load magazine

- Make sure the magazine release on the backward.



Un-load magazine

- Push the magazine release forward to un-load the magazine.

## PREPARE TO FIRE

- ① Press this bullet releaser button.
- ② Pull the cock bolt to the backward till heard "KA" sound assured, it is cocked, it does not work, if not pull back to the end.
- ③ Press the safety bolt at the "F" position.
- ④ Press the trigger.
- ⑤ Repeat ② to ④ for shooting.



Insert the Suppressor, lock it as arrow side.



- Do not attempt to touch the trigger before ready to fire.

# WARNINGS



Always put on safety glasses to protect your eyes.



Never point the gun at anyone or any animal, though the magazine is pellet empty.



Never shoot as joking, always look before shoot, the careless use may cause injure and be punished.



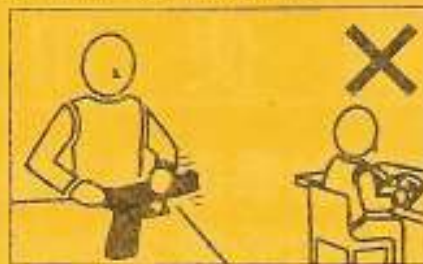
Never pull the trigger even you think it is empty of magazine. It is dangerous, there maybe pellets remain in the magazine.



Never put your finger on the trigger unless you are prepared to fire.



Never look into the barrel of the gun.



Always keeps the gun to safe direction.



Do not carryout in public place, put into the bag for carrying.



Never disassemble the gun by yourself, which will cause the trouble and dangerous.



Keep out of the reach of children.



Always put on the safety cap.